


Weaving in ends of small diamond shapes in Polychromatic shawl




1. Thread the CC yarn end onto the needle, insert the needle through the back of an adjacent MC stitch and pull the CC through




2. Insert the needle through MC stranding floats parallel to the stranding floats and pull the CC yarn through



3. Work in the opposite direction, inserting the needle through the MC floats on the next row above




4. Pull the needle and CC through and snip off the remaining CC end



5. For the top of the diamond, thread the needle and insert it through the back of an adjacent MC stitch and pull the CC through



2. Insert the needle through MC stranding floats parallel to the stranding floats and pull the CC yarn through



3. Work in the opposite direction, inserting the needle through the MC floats on the next row below; pull the needle and CC through and snip off the remaining CC end